

General Description

The TAI/TAL 110 series panel mount temperature alarms provide temperature display with audible and visual alarms and log highest and lowest temperature.

Applications

Applications include heating, cooling, refrigeration, HVAC, food service, medical and industrial equipment.

Features

- Membrane touch-pad programming
- 0.56" high red LED display
- Programmable alarm setpoints
- Auto/Manual alarm reset option
- Panel mount enclosure
- High/low temperature data logging
- Alarm relay and triac output
- Battery backup
- Adjustable alarm silence
- Defrost delay

Specifications

Power requirements: Available in 12 or 24 volt models - Specify AC (2VA) or DC (100 mA) voltage supply

Accuracy: $\pm 1^{\circ}\text{F}$, $\pm 1^{\circ}\text{C}$

Sensor: Semi-conductor with vinyl cap supplied with 36" of three conductor 26AWG wire

Operating range of sensor: -40° to 199°F , -40° to 93°C

Alarm relay contact rating: SPDT relay, 1 Amp (24 VAC resistive)

Visual alarm: Flashing display

Alarm triac output (A/C units only): 12 VAC or 24 VAC, depending on model

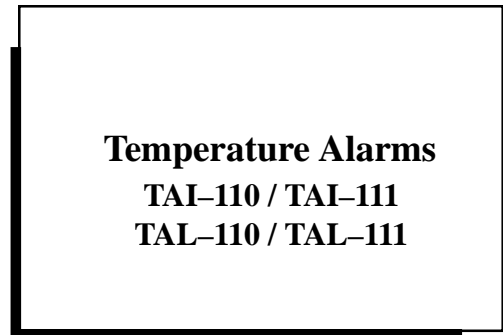
Ambient temperature range: 20° to 158°F , -6° to 70°C

Humidity: 90% non-condensing

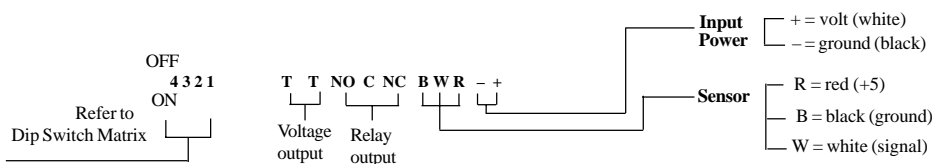
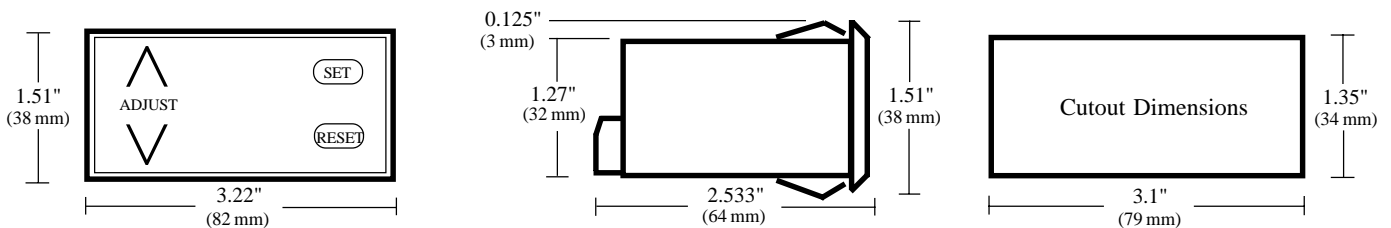
Agency approvals: NSF listed depending on model (consult factory)

Weight: 3.6 oz. (XXkg)

Battery backup: 9 volt battery (not included)



Dimensions & Wiring



Operating Instructions

A. HIGH/LOW ALARM SETPOINTS, HIGH/LOW LOGGING VALUES AND CALIBRATION –

High Alarm Limit "HSP" – To set high alarm limit, press the SET button to display "HSP," and again to display "HSP" value. Adjust up and down arrow until desired value is displayed.

Low Alarm Limit "LSP" – To set low alarm limit, press the SET button to display "LSP," and again to display "LSP" value. Adjust up and down arrow until desired value is displayed.

High Temperature Log "HI" – Highest temperature recorded since reset button was last pressed. To clear high log value, press reset button.

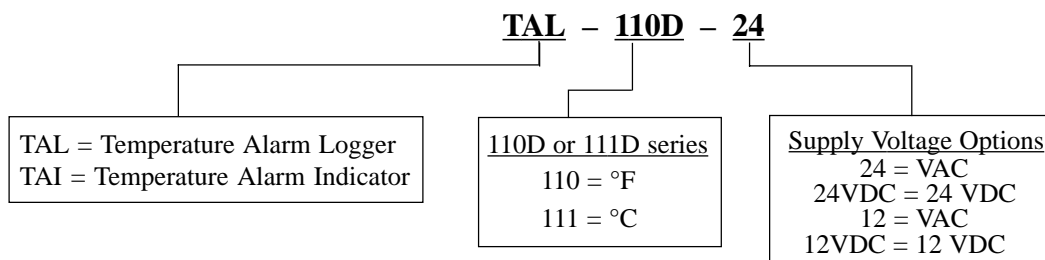
Low Temperature Log "LO" – Lowest temperature recorded since reset button was last pressed. To clear low log value, press reset button.

Calibration "CAL" – Calibration can be programmed ± 30 degrees. Unit is factory calibrated to a certified standard.

Dip Switch	On	Off
1	45 minute alarm delay	No alarm delay
2	Manual reset	Auto reset
3 & 4	No alarm	Disable silence
3	With 4 Off – 45 minute alarm	With 4 On – 5 minute alarm slience

Ordering Information

Please use the following example when ordering:



Custom Design & Modifications

In addition to standard models, Control Products specializes in complete custom design of electronic controls. Modifications of our standard controls are also available. Please consult factory for more information.

Warranty

Control Products, Inc. warrants its products to be free from defects in material and workmanship under normal use for one year and is not responsible for consequential damages or installation costs of any nature. Exposure to contaminants and extreme environmental conditions such as moisture, temperature, chemicals, etc. may cause the unit to degrade or fail. Control Products accepts no liability for product applications or customer application testing.